



IEC CONNECTORS | SNAP-IN MOUNTING

INTRODUCTIONS

1. Designed to meet globally accepted IEC publication 320 Class 1, that allows users to comply with industry standard in power entry requirement.
2. Connector for cold condition, with pin temperature 70°C max.
3. Nickel-plated brass pins and soldering terminals.
4. SK-1015-STD solder lug mount panel thickness: 1.0mm / 0.04 inch.
SK-1015 (F1.0) fast-on lug mount panel thickness: 1.0mm / 0.04 inch.
SK-1015 (F1.3) fast-on lug mount panel thickness: 1.3mm / 0.05 inch.
SK-1015 (F1.5) fast-on lug mount panel thickness: 1.5mm / 0.06 inch.
SK-1016 panel thickness: 1.0mm / 0.04 inch.
5. Adapts to 115V or 250V input voltage with voltage selector switch.
SK-1015 is UL recognized, CSA certified, VDE approved, SEMKO & CCC approved.
SK-1016: UL recognized, CSA certified, VDE approved, CCC approved.

SPECIFICATIONS

1. Rated voltage: 250VAC
2. Minimum insulation resistance at 500VDC: 10M OHM
3. Dielectric strength (one minute): 2000VAC between pins
4. Flammability class: UL 94V-0

TYPE & RATED CURRENT

DELTA PART NUMBER		SK-1015	SK-1016	REMARKS: 1. SK-1015 RATING SEMKO/NEMKO/DEMKO/SETI-10A/250VAC 2. VOLTAGE SELECTOR SWITCH RATING UL/CSA/VDE/SEMKO/NEMKO/DEMKO/SETI-10A/250VAC
RATED CURRENT (AT 250VAC)	UL/CSA	15A	15A	
	VDE	10A	10A	
CONNECTOR TYPE	MALE	△		
	FEMALE		△	
UL		✓	✓	
CSA		✓	✓	
VDE		✓	✓	
SEMKO		✓		
CCC		✓	✓	

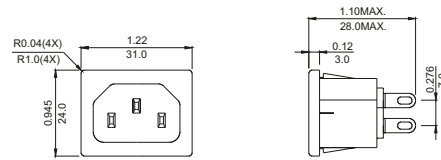
MECHANICAL CONSTRUCTION



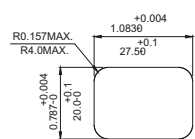
SK-1015



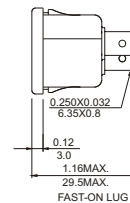
SK-1016



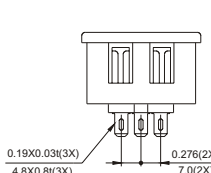
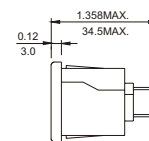
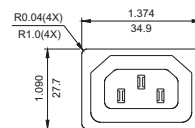
SOLDER LUG



MOUNTING CUTOUT
(FRONT MOUNTING)



FAST-ON LUG



MOUNTING CUTOUT
(FRONT MOUNTING)

UNIT: $\frac{\text{INCH}}{\text{mm}}$

POWER ENTRY MODULES